




Farm Gates and Fittings





New South Wales • Victoria • Queensland
South Australia • Western Australia



www.whiteswires.com.au

Farm gates



Whites Wires offers a great range of high quality Australian-manufactured gates. All gates are fully manufactured using 25Nb hot-dip galvanised tube with a strong 2.2mm wall thickness.

Galvanised inside and out, our gates are built to last.

They come in a variety of widths and styles including:

MESH "I" STAY GATES 1150mm high

CODE	NOMINAL GATE WIDTH	ACTUAL WIDTH	"I" STAYS 25Nb	SUITS OPENING
13 102	830mm (2'8")	825mm	-	875/925mm
13 103	1000mm (3'3")	1025mm	-	1075/1125mm
13 104	1200mm (4')	1220mm	-	1270/1320mm
13 105	1500mm (5')	1505mm	-	1555/1605mm
13 106	1800mm (6')	1815mm	-	1865/1915mm
13 108	2400mm (8')	2405mm	1	2455/2505mm
13 110	3000mm (10')	2995mm	1	3045/3095mm
13 112	3600mm (12')	3590mm	1	3640/3690mm
13 132	3600mm (12")	3590mm	2	3640/3690mm
13 114	4200mm (14')	4180mm	2	4230/4280mm
13 116	4800mm (16')	4775mm	2	4825/4875mm

Collared mesh gates are available in West Australia

MESH "N" STAY GATES 1150mm high

CODE	NOMINAL GATE WIDTH	ACTUAL WIDTH	"N" STAYS 25Nb	SUITS OPENING
13 308	2400mm (8')	2405mm	1	2455/2505mm
13 310	3000mm (10')	2995mm	1	3045/3095mm
13 312	3600mm (12')	3590mm	1	3640/3690mm
13 314	4200mm (14')	4180mm	1	4230/4280mm
13 316	4800mm (16')	4775mm	1	4825/4875mm

FIVE BAR GATES 1150mm high

CODE	NOMINAL GATE WIDTH	ACTUAL WIDTH	"I" STAYS 25Nb	SUITS OPENING
13 203	1000mm (3'3")	1025mm	-	1075/1125mm
13 204	1200mm (4')	1220mm	-	1270/1320mm
13 205	1500mm (5')	1505mm	-	1555/1605mm
13 206	1800mm (6')	1815mm	-	1865/1915mm
13 208	2400mm (8')	2405mm	1	2455/2505mm
13 210	3000mm (10')	2995mm	1	3045/3095mm
13 212	3600mm (12')	3590mm	1	3640/3690mm
13 214	4200mm (14')	4180mm	2	4230/4280mm
13 216	4800mm (16')	4775mm	2	4825/4875mm

NB

As a general rule the opening size should be between 50mm and 100mm more than the actual gate size to allow for hinges and ease of use. The required opening will vary according to the hinge set being used.

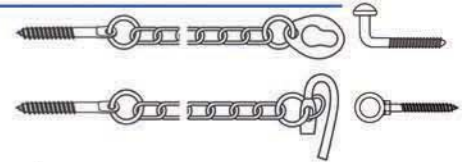
Range may vary from state to state.



Gate fitting packs

PRODUCT DESCRIPTION CODE

- 13 802 FG2 Economy pack: ring latch
- 13 822 FG2 Economy pack: drop latch



Contents:

- Screw-in 12mm ring or drop latch and catch,
- Top strap assembly
- Screw-in 20mm bottom gudgeon

CARTON QTY 10

- 13 801 FG1 General purpose gate pack

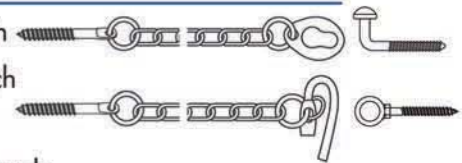


Contents:

- Screw-in 12mm ring latch and catch,
- Top through-post strap 16mm x 300mm thread length including nuts (3), washers (2) and backing plate
- Screw-in 20mm bottom gudgeon

CARTON QTY 5

- 13 809 FG9 Heavy duty pack: ring latch
- 13 829 FG9 Heavy duty pack: drop latch

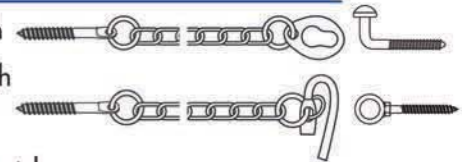


Contents:

- Screw-in 12mm ring or drop latch and catch,
- Top through-post strap 16mm x 300mm thread length including nuts (3), washers (2) and backing plate
- Bottom through-post gudgeon 16mm x 300mm thread length including nuts (2), washers (2)

CARTON QTY 5

- 13 804 FG4 Heavy duty long: ring latch
- 13 824 FG4 Heavy duty long: drop latch

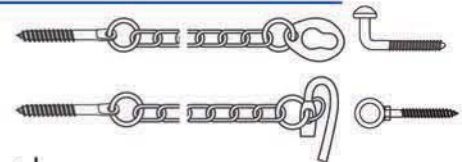


Contents:

- Screw-in 12mm ring or drop latch and catch,
- Top through-post strap 16mm x 400mm thread length including nuts (3), washers (2) and backing plate
- Bottom through-post gudgeon 16mm x 400mm thread length including nuts (2), washers (2)

CARTON QTY 5

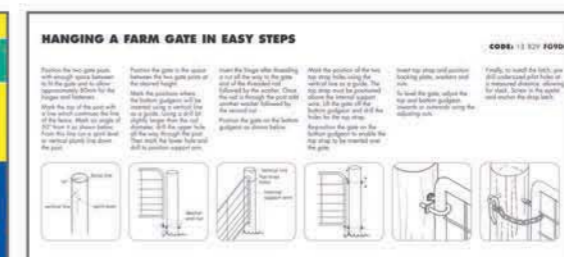
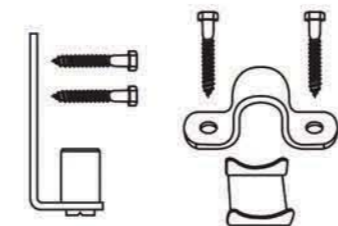
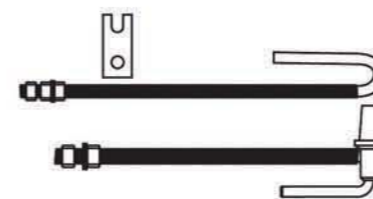
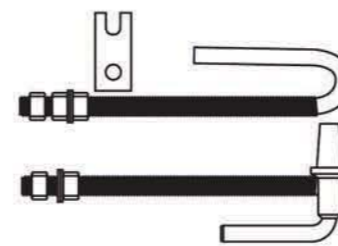
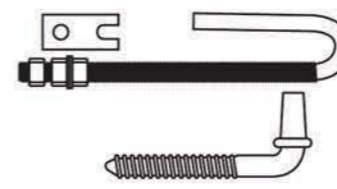
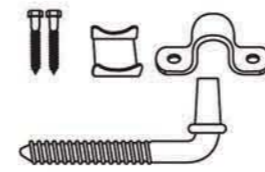
- 13 815 FG15 ring latch
- 13 825 FG15 drop latch



Contents:

- Screw-in 12mm ring or drop latch and catch,
- Top strap assembly
- Screw-on/weld-on bottom gudgeon

CARTON QTY 10



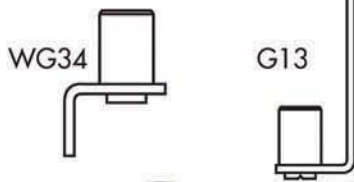
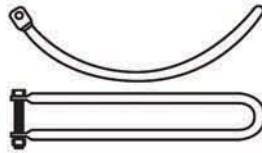
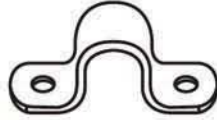

All fittings come complete with screws, latches and instructions



www.whiteswires.com.au

Gate fitting pieces

PRODUCT CODE	DESCRIPTION	CARTON QTY
13 830	Ring latch and catch	25
13 833	Drop latch and eyelet	25
13 862	Top strap: S3 screw-weld	25
13 850	Double gate bow (suits 25Nb pipe)	10
13 875	WG34 weld-on gudgeon 25mm	25
13 873	G13 screw on/weld on gudgeon	25
13 835	WP27 Weld on pin: 27mm	10
13 836	WS27 Weld on sleeve: 27mm	10
13 837	WP20 Weld on pin: 20mm	25
13 838	WS20 Weld on sleeve: 20mm	25
13 839	WP16 Weld on pin: 16mm	25
13 840	WS16 Weld on sleeve: 16mm	25
13 841	WP12 Weld on pin: 12mm	25
13 842	WS12 Weld on sleeve: 12mm	25



The fencing display stand (code 88 535) shows the complete range of fittings



Each product comes individually barcoded



www.whiteswires.com.au